

Certificate of Analysis

Company: Shindig & G's Craft Cannabis LLC

Sample ID: Early Star

Lot: 4

Report Date: 1/22/2024

Matrix: Flower

Date Analyzed: 1/19/2024

Customer ID: 220923-0

Date Sampled: N/A

Analyst: 056

Grower License #: CLTV0261

Date Received: 1/11/2024

Report ID: C240111AO

Cannabinoid Summary

Cannabinoid Profile	LOQ (mg/g)	Concentration (mg/g)	Weight (%)
CBDVA	0.0005	<LOQ	<LOQ
CBDV	0.0012	<LOQ	<LOQ
CBDA	0.0008	1.08	0.11
CBGA	0.0008	11.57	1.16
CBG	0.0019	2.52	0.25
CBD	0.0019	<LOQ	<LOQ
THCV	0.0021	<LOQ	<LOQ
CBN	0.0013	<LOQ	<LOQ
Δ9-THC	0.0020	18.37	1.84
Δ8-THC	0.0019	<LOQ	<LOQ
THC-A	0.0034	303.94	30.39
CBC	0.0024	<LOQ	<LOQ
Total THC		284.92	28.49
Total CBD		0.95	0.09
Total Cannabinoids		337.49	33.75

28.49%

Total THC

0.09%

Total CBD

33.75%

Total Cannabinoids

1.84%

Δ9-THC

10.58%

Percent Moisture

1 : 0

THC : CBD Ratio

Cannabinoids Methodology: High Performance Liquid Chromatography (HPLC) using PerkinElmer FLEXAR™ with Photo Diode Array Detector (PDA)

Total CBD and total THC are calculated values, to account for assumed decarboxylation from the acid form (THCA or CBDA) to the neutral form, causing weight loss of the acid group. These values are calculated as follows:
 Total THC = (THCA x 0.877) + Δ9-THC Total CBD = (CBDA x 0.877) + CBD
 Ratio of Total CBD: Total THC Reagent Blanks: < LOQs for all analytes


LOQ = The lowest quantity that this method can reliably detect. Any cannabinoid that was not detected is assumed to be less than the stated LOQ (<LOQ).

All results reflect dry weight of material, based on % moisture of the sample.

Measurement of Uncertainty (MU): the parameter, associated with the result of a measurement, that characterizes the dispersion of the values that could reasonably be attributed to the particular quantity subject to measurement.
 Δ9-THC MU = ±0.005% Total THC MU = ±0.007%

All other cannabinoid MU values are available upon request.

All moisture analysis is determined by loss-on-drying measurement using OHAUS Model MB90 Moisture Content Readers.



This report shall not be reproduced except in full without approval of the laboratory. This is to provide assurance that parts of a report are not taken out of context. Results apply to the samples as received.

Certified by: *Luke E.M*
 Luke Emerson Mason (Laboratory Director, Bia Diagnostics)

Certificate of Analysis

Company: Shindig & G's Craft Cannabis LL **Sample ID:** Early Star

Lot: 4

Matrix: Flower

Report Date: 1/22/2024

Date Analyzed: 1/16/2024

Customer ID: 220923-0

Date Sampled: N/A

Analyst: 045


Grower License #: CLTV0261

Date Received: 1/11/2024

Report ID: C240111AO


Water Activity Summary

Test	Method	Result
Water Activity	ASTM D8196: Determination of Water Activity in Cannabis Flower	0.3194



Test Methodology: Aqualab TDL 2 water activity meter with tunable diode laser

This report shall not be reproduced except in full without approval of the laboratory. This is to provide assurance that parts of a report are not taken out of context. Results apply to the samples as received.

Certified by: 
Luke Emerson Mason (Laboratory Director, Bia Diagnostics)